

A theoretical investigation of mixing thermodynamics, age-hardening potential, and electronic structure of ternary (M_{1-x}M_xB₂)-M-1-B-2 alloys with AlB₂ type structure

Björn Alling, Hans Högberg, Rickard Armiento, Johanna Rosén and Lars Hultman

Linköping University Post Print



N.B.: When citing this work, cite the original article.

Original Publication:

Björn Alling, Hans Högberg, Rickard Armiento, Johanna Rosén and Lars Hultman, A theoretical investigation of mixing thermodynamics, age-hardening potential, and electronic structure of ternary (M_{1-x}M_xB₂)-M-1-B-2 alloys with AlB₂ type structure, 2015, Scientific Reports, (5).

<http://dx.doi.org/10.1038/srep09888>

Copyright: Nature Publishing Group: Open Access Journals - Option C / Nature Publishing Group

<http://www.nature.com/>

Postprint available at: Linköping University Electronic Press

<http://urn.kb.se/resolve?urn=urn:nbn:se:liu:diva-119589>

SCIENTIFIC REPORTS

OPEN

A theoretical investigation of mixing thermodynamics, age-hardening potential, and electronic structure of ternary $M^{1}_{1-x}M^{2}_x B_2$ alloys with AlB_2 type structure

Received: 13 December 2014

Accepted: 19 March 2015

Published: 13 May 2015

B. Alling¹, H. Högborg¹, R. Armiento², J. Rosen¹ & L. Hultman¹

Transition metal diborides are ceramic materials with potential applications as hard protective thin films and electrical contact materials. We investigate the possibility to obtain age hardening through isostructural clustering, including spinodal decomposition, or ordering-induced precipitation in ternary diboride alloys. By means of first-principles mixing thermodynamics calculations, 45 ternary $M^{1}_{1-x}M^{2}_x B_2$ alloys comprising $M^i B_2$ ($M^i = Mg, Al, Sc, Y, Ti, Zr, Hf, V, Nb, Ta$) with AlB_2 type structure are studied. In particular $Al_{1-x}Ti_x B_2$ is found to be of interest for coherent isostructural decomposition with a strong driving force for phase separation, while having almost concentration independent a and c lattice parameters. The results are explained by revealing the nature of the electronic structure in these alloys, and in particular, the origin of the pseudogap at E_F in TiB_2 , ZrB_2 , and HfB_2 .

Metal diborides constitute a large subgroup of the boride family crystalizing in several different structures. In particular those with the AlB_2 type crystal structure are studied intensively for a wide range of properties: MgB_2 demonstrates high-temperature superconductivity^{1,2}, AlB_2 is used for controlling solidification in Al metal casting³, and transition metal diborides, such as TiB_2 , ZrB_2 and HfB_2 , combines high hardness, chemical and thermal stability with high electrical conductivity⁴⁻⁸. Also boron-rich metal borides, like the XYB_{14} phases^{9,10} as well as transition metal monoborides^{11,12} have demonstrated impressive mechanical properties in experimental and computational studies. These properties make the borides interesting candidates in the form of thin films for hard protective coatings for, e.g., cutting tools and for electrical contacts in demanding environments. However, their applications in industry have been hampered due to the technological challenge to synthesize boride thin films using physical vapor deposition¹³⁻¹⁵.

Despite the complexity involved, synthesis of thin films from diboride compound targets, such as TiB_2 , is at present industrially utilized through magnetron sputtering, with resulting hard or superhard TiB_{2+x} , depending on degree of overstoichiometry^{6,16}. Growth of superhard NbB_{2-x} thin films¹⁷, the possibility for epitaxial growth of ZrB_2 as conductive contact layers on, e.g., SiC ¹⁸, and the role of growth rate, residual gasses, and target purity for the film quality¹⁹ in magnetron sputtering of diborides has been discussed in the literature. Also, high power impulse magnetron sputtering of ZrB_2 ²⁰ has been performed and even arc-evaporation of TiB_2 targets for the growth of boron-containing thin films have been demonstrated^{13,21}.

¹Thin Film Physics, Department of Physics, Chemistry and Biology (IFM), Linköping University, SE-581 83 Linköping, Sweden. ²Theoretical Physics, Department of Physics, Chemistry and Biology (IFM), Linköping University, SE-581 83 Linköping, Sweden. Correspondence and requests for materials should be addressed to B.A. (email: bjoal@ifm.liu.se)

As the field of thin film diborides for coatings applications is opening up, alloying is a natural next step for property enhancement. For $\text{Ti}_{1-x}\text{Al}_x\text{N}$ hard coatings, isostructural clustering has been demonstrated as one of the reasons behind their technological success^{22,23}, in a ceramics analogy of the age hardening of, e.g., AlCu alloys²⁴. This raises the question if similar beneficial age-hardening phenomena are possible during heat treatment of diboride alloy films. Furthermore, only few studies have investigated the electronic structure of ternary diborides²⁵ and there are outstanding questions also for binary diborides appreciating considerable theoretical investigations^{26–28}.

Thus, a computational investigation which allows for an efficient and accurate derivation of alloy energetics^{29,30} and electronic structure is motivated to guide the emerging experimental efforts in this field. In this work we start by a first-principles scan of the mixing thermodynamics of all the 45 alloy systems formed by all $\text{M}_{1-x}^1\text{M}_x^2\text{B}_2$ combinations of the ten binary diborides MgB_2 , AlB_2 , ScB_2 , YB_2 , TiB_2 , ZrB_2 , HfB_2 , VB_2 , NbB_2 , and TaB_2 , all reported to crystallize in the AlB_2 type structure. Several alloys, and in particular $\text{Al}_{1-x}\text{Ti}_x\text{B}_2$, are identified as potential candidates for age-hardening due to isostructural decomposition tendency with limited lattice mismatch and are analyzed more in detail. Finally, the observed trends are explained by studies of the electronic structure of the alloys and how they change with composition. The findings are discussed in light of a here revealed modified explanation for the existence of a pseudogap at the Fermi level of TiB_2 : d-d electron interactions between transition metals in the simple hexagonal geometry.

Results and Discussion

As an illustrative example of a temperature where hard coatings are used, the mixing trends at 1000 °C are derived for all considered 45 ternary systems. The mixing trend for the composition $\text{M}_{0.5}^1\text{M}_{0.5}^2\text{B}_2$ is shown for each alloy in the upper right part of the matrix in Fig. 1.

Clustering, the formation of separate M^1 -rich and M^2 -rich regions, is found to be favored at 1000 °C in 16 cases marked with blue colored “C” in the upper right part of the matrix. Ordered $\text{M}_{0.5}^1\text{M}_{0.5}^2\text{B}_2$ phases are predicted to be lowest in free energy at 1000 °C for the seven cases marked with red colored “O”. Remaining 22 alloy systems are predicted to demonstrate solid solution miscibility at 1000 °C with either clustering or ordering tendencies at 0 K.

One common reason for lack of miscibility in isostructural alloys, according to the Hume-Rothery rules, is lattice misfit. In the AlB_2 type structure both *a*- and *c*-parameters should be considered, but as a first measure on lattice mismatch we study the volume misfit

$$\delta_V = \frac{V(\text{M}^1\text{B}_2) - V(\text{M}^2\text{B}_2)}{V(\text{M}^1\text{B}_2)}, \quad (1)$$

of the alloys. These values are presented in the lower left part of the Fig. 1 matrix. Also shown is the bulk modulus for the mixed $\text{M}_{0.5}^1\text{M}_{0.5}^2\text{B}_2$ compositions. It can be seen that all systems with a good solid solution formation ability has a limited volume mismatch of $\delta_V \leq 0.18$. All alloys with larger mismatch favor either ordering or clustering.

However, also lattice-matched systems can display clustering. Such alloys, with a small lattice mismatch, but a strong driving force for clustering are of particular interest for age-hardening potential. They are likely to form fully coherent interfaces and display spinodal decomposition with large composition fluctuations even when diffusion is limited, a concern for phase transitions in diborides³¹. The resulting nanostructure in the lattice can decrease dislocation mobility and increase hardness. For this reason, the alloys $\text{Al}_{1-x}\text{Ti}_x\text{B}_2$, $\text{Al}_{1-x}\text{V}_x\text{B}_2$, and $\text{Mg}_{1-x}\text{Hf}_x\text{B}_2$ deserves further attention as they are predicted to display clustering and a small volume misfit as can be seen in the Fig. 1 matrix. Fig. 2(a) shows ΔH of ordered and disordered alloys for these system, as well as for the ordering $\text{Sc}_{1-x}\text{V}_x\text{B}_2$ system for comparison, calculated with the 192-atoms SQS supercells for the disordered phases. Panel b) shows the *a*- and *c*-parameters as a function of composition for these systems.

$\text{Al}_{1-x}\text{Ti}_x\text{B}_2$ is an almost perfectly lattice matched system, as can be seen in Fig. 2(b), but nevertheless displays a strong driving force for phase separation in terms of a positive mixing enthalpy and mixing free energy at 1000 °C, in particular in the AlB_2 -rich compositions. This is a very similar situation to the well studied $\text{Ti}_{1-x}\text{Al}_x\text{N}$ alloys, where electronic structure effects have been found to be the origin of spinodal decomposition.^{32,33} The mixing enthalpies calculated for the disordered $\text{Al}_{1-x}\text{Ti}_x\text{B}_2$ solid solutions have a maximum value of 0.125 eV/f.u. at $x = 0.375$. This is much lower than the values obtained by Zhang *et al.*²⁵ who got 0.195 eV/f.u. using ordered structures, indicating the importance of a careful modeling of configurational disorder in this system. Our mixing enthalpy calculations strengthen the view of Ref 34 that, despite conflicting results, bulk experiments indicate lack of equilibrium miscibility of TiB_2 and AlB_2 within the temperature stability range of pure AlB_2 , $T < 980$ °C.

For $\text{Al}_{1-x}\text{V}_x\text{B}_2$ alloys, the clustering driving force is weaker and the system is on the verge of mixing, while $\text{Mg}_{1-x}\text{Hf}_x\text{B}_2$ is predicted to have a distinct clustering tendency for intermediate compositions, at 1000 °C. The $\text{Sc}_{1-x}\text{V}_x\text{B}_2$ alloys on the other hand illustrate the mixing energetics of a system where a layered ScVB_4 ordered structure is predicted to be stable even when configurational entropy of the disordered alloys are considered at 1000 °C, possibly demonstrating precipitation of ScVB_4 in $x \neq 0.5$ compositions.

	Mg	Al	Sc	Y	Ti	Zr	Hf	V	Nb	Ta
Mg		O	Mix(c)	C	C	C	C	C	Mix(o)	Mix(o)
Al	0.11 (168)		Mix(o)	C	C	C	C	C	Mix(o)	O
Sc	-0.05 (169)	-0.17 (182)		C	Mix(o)	Mix(o)	Mix(o)	O	Mix(o)	Mix(o)
Y	-0.26 (153)	-0.41 (156)	-0.21 (174)		C	Mix(o)	O	O	O	O
Ti	0.11 (195)	0 (216)	0.15 (220)	0.29 (196)		C	Mix(c)	Mix(c)	Mix(o)	Mix(o)
Zr	-0.08 (193)	-0.2 (202)	-0.03 (218)	0.15 (201)	-0.21 (249)		Mix(o)	C	Mix(o)	Mix(o)
Hf	-0.03 (199)	-0.16 (208)	0.01 (225)	0.18 (207)	-0.16 (258)	0.04 (254)		C	Mix(o)	Mix(o)
V	0.19 (203)	0.09 (227)	0.22 (229)	0.35 (201)	0.08 (272)	0.24 (255)	0.21 (264)		C	Mix(o)
Nb	0.03 (213)	-0.09 (225)	0.07 (239)	0.23 (218)	-0.09 (273)	0.09 (265)	0.06 (273)	-0.2 (282)		Mix(o)
Ta	0.04 (225)	-0.07 (235)	0.08 (252)	0.24 (229)	-0.08 (286)	0.11 (278)	0.07 (285)	-0.18 (296)	0.02 (299)	

Volume misfit δ_V of M^1B_2 and M^2B_2
(Bulk modulus of $(M_{0.5}^1M_{0.5}^2)B_2$, (GPa))

Mixing mode of $(M_{0.5}^1M_{0.5}^2)B_2$ at 1000°C

Figure 1. Upper-right: Overview of calculated mixing tendency in $M_{0.5}^1M_{0.5}^2B_2$ systems at $T=1000^\circ\text{C}$. “C” is clustering, “O” is ordering, “Mix(c)” is solid solution forming with clustering tendency at 0K, “Mix(o)” is solid solution forming with ordered compounds stable at 0K. Lower-left: Volume misfit δ_V of the pairs of binaries and the bulk modulus for the $M_{0.5}^1M_{0.5}^2B_2$ ternary. Red and blue colors follow the ordering or clustering cases above for clarity.

The bonding physics behind the configurational tendencies of the alloys can be sought in their electronic density of states (DOS). The DOS of the illustrative case TiB_2 is shown in Fig. 3(a). It displays the characteristic pseudogap at the Fermi level that has been debated in the literature and suggested to be due to the combination of B-B bonds, a charge transfer from the metal to the boron layer, and a strong bonding between B and Ti, seen in their common DOS peak around 3 eV below E_F .^{26,27} However, less discussed³⁵, one can also see that the DOS closest below and above E_F is dominated by Ti states with only a minimal inmixture of B character. Fig. 3(b) shows the symmetry projections of Ti 3d states demonstrating that the region between 2.5 and 0 eV below E_F is dominated by the orbitals of e_g symmetry, which extend in real space in the metal plane and orthogonal out of it in the direction of the metal atoms in the next metal plane above and below. On the other hand, the sharp peak at -3 eV is dominated by the t_{2g} orbital in the xz-direction, which in our unit cell set-up correspond to the direction of four of the nearest B neighbors.

To investigate if the pseudo gap could have an origin in the bonding of metal d -states as much as the metal-boron bondings, Fig. 3(c) shows pure Ti in the simple hexagonal structure resulting when removing B_2 from the AlB_2 structure unit cell. Also shown is the DOS of B_2 when Ti is removed as well as C_2 in the same geometry modeling the effect of two electrons transferred from each metal atom to the two boron atoms. Interestingly, it can be seen that a distinct pseudo gap at E_F appears also in the case of simple hexagonal Ti without boron. Almost precisely two out of four Ti valence electrons occupy the

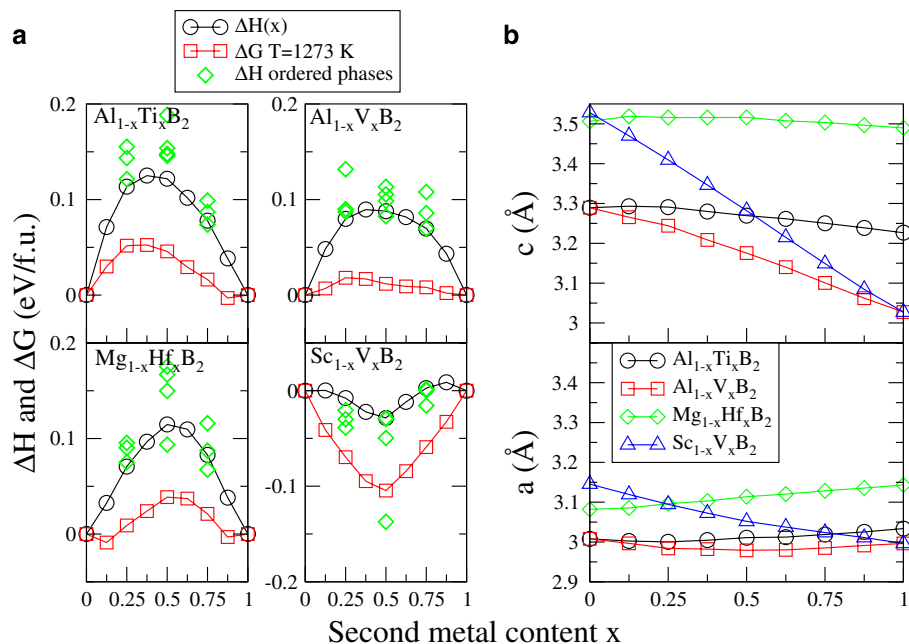


Figure 2. a) Mixing enthalpies of disordered and ordered alloys, as well as mean field free energy at 1000 °C for alloys that are identified as lattice matched clustering candidates, and an example of a ordering system. b) the c - and a - lattice parameters as a function of composition.

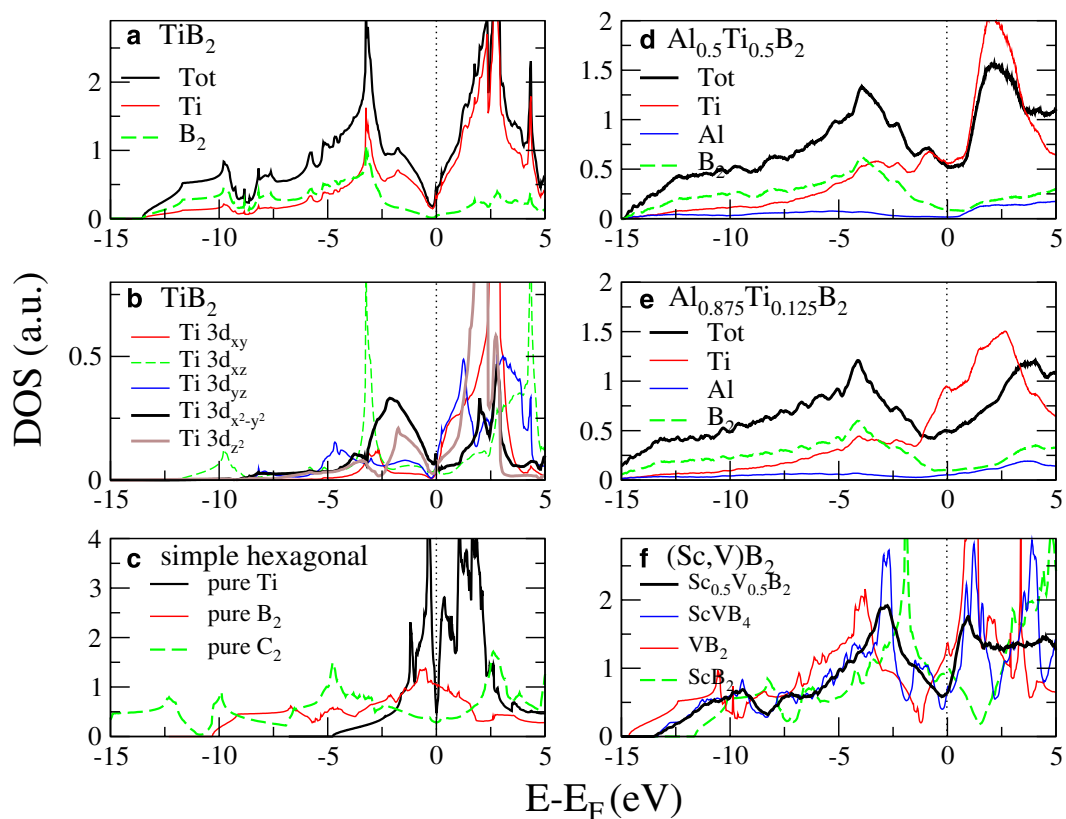


Figure 3. a) Total electronic DOS and b) symmetry projected Ti d -states of TiB_2 . c) Ti DOS of simple hexagonal structure without B, and B_2 , and C_2 DOS without Ti. d) DOS of $\text{Al}_{0.5}\text{Ti}_{0.5}\text{B}_2$, e) DOS of $\text{Al}_{0.875}\text{Ti}_{0.125}\text{B}_2$, f) DOS of $(\text{Sc},\text{V})\text{B}_2$ alloys.

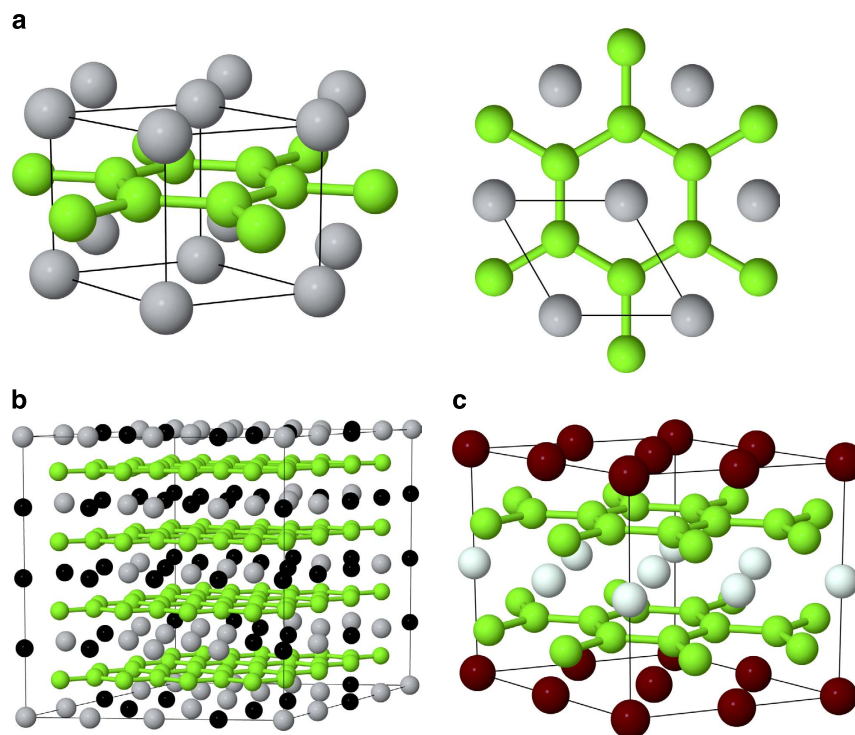


Figure 4. a) Side and top-view of the AlB_2 crystal structure, b) a 192 atoms SQS supercell used for modeling e.g. $Al_{0.5}Ti_{0.5}B_2$, c) the layered ordered alloy structure found to be lowest in energy for, e.g., $ScVB_4$.

d -orbitals in this case, while the remaining valence electrons are of more delocalized character. Also for the C_2 model, the E_F falls into a pseudo gap. Thus, we suggest that the distinct pseudo gap in transition metal diborides, present close to E_F for $(Ti,Zr,Hf)B_2$, has its origin in a split of the d -orbitals caused by d - d interaction in the simple hexagonal geometry. This effect is then enhanced by charge transfer of electrons from the metal to boron as well as metal-boron bonding in the diborides.

Figure 3(d,e) show the effect of Al mixing into TiB_2 . While the B DOS is largely unchanged, the Ti partial DOS is changing. In particular, the peak corresponding to the $3d-e_g$ states just below E_F shifts towards higher energies as compared to pure TiB_2 . In $Al_{0.875}Ti_{0.125}B_2$, this peak in the Ti partial DOS is right at E_F . This can be understood as the d - d bonding, responsible for the pseudo gap formation in the Ti d -band, is disrupted by the introduction of Al, which d -orbitals are too high above the valence states in energy to take any part in the bonding.

One can also see that the sharp Ti peak 3 eV below E_F corresponding to Ti-B bonds is smeared out, possibly weakened, upon Al addition. These disturbances and breaking of d - d bonding in the electronic structure is the likely explanation for the large positive mixing enthalpy of $Al_{1-x}Ti_xB_2$ and the driving force for clustering.

Finally, Fig. 3(e) shows that VB_2 and ScB_2 demonstrate more or less rigid band shifts as compared to TiB_2 . The $Sc_{0.5}V_{0.5}B_2$ alloys, as expected, retain E_F in the pseudo gap, in a direct parallel to the composition which is energetically favored, seen in the corresponding panel of Fig. 2(a). Thus, alloying with higher or lower valency transition metals might be considered to increase the DOS at E_F of TiB_2 and ZrB_2 and thus the number of carriers in electrical contact applications. However, such attempts need to be balanced against disorder-induced scattering.

In conclusion, the mixing trends in 45 ternary diboride alloys of the AlB_2 structure have been revealed. Metastable $Al_{1-x}Ti_xB_2$ alloys are found to have a strong thermodynamic driving force for isostructural clustering combined with a small lattice mismatch and a high bulk modulus, which qualifies them for age hardening potential in thin film applications. The mixing trends can be understood from an analysis of the electronic structure and volume misfit revealed for the ternary diboride alloys. Metal d - d bonding is found to be part of the explanation for the pseudogap in the DOS of transition metal diborides.

Methods

We use the density functional theory and the projector augmented-wave method³⁶ as implemented in the Vienna Ab-Initio Simulation package (VASP)^{37,38} and the generalized gradient approximation as suggested by Perdew, Burke, and Ernzerhof for exchange-correlation energies³⁹. For each considered

structure the total energy of the calculation is converged to within 1 meV/atom with respect to the k -point sampling of the Brillouin zone. A plane-wave energy cut-off of 400 eV is used. Random $M_{1-x}M_x^2B_2$ alloys are modeled with the special quasi-random structure (SQS) method⁴⁰ including 72 atoms per cell and the compositions $x=0.25, 0.50$, and 0.75 , in the initial scan and large 192 atom supercells with the compositions $x=0.125, 0.25, 0.375, 0.50, 0.625, 0.75$, and 0.875 in the subsequent refined calculations. Convergence tests show that the smaller cells give qualitative accurate representation of the mixing trends and converged equilibrium volumes, while the larger supercells are needed to obtain quantitative convergence of the mixing enthalpies.

The mixing enthalpies as a function of composition x , $\Delta H_{mix}(x)$, at zero pressure is calculated as

$$\Delta H_{mix}(x) = H(M_{1-x}M_x^2B_2) - (1-x)H(M^1B_2) - xH(M^2B_2), \quad (2)$$

and for the configurationally disordered alloys the mixing free energy is approximated as $\Delta G = \Delta H - T\Delta S$, where $\Delta S = -k_B[x \ln(x) + (1-x)\ln(1-x)]$ per formula unit (f.u.) is the configurational entropy of an ideal solution on the metal sublattice. Both sublattices are assumed to be stoichiometric.

In addition 10 ordered alloy structure with 24 atoms per cell at the compositions $x=0.25, 0.50$, and 0.75 were considered for all systems. These were generated maximizing the numbers of M^1 - M^2 bonds on the first two metal-sublattice coordination shells. The consideration of the pure binaries, the disordered SQS structures and the sample of ordered structures makes it possible to accurately scan the mixing trends in these ternary systems.

Figure 4 illustrates, using the Jmol package⁴¹, (a): the hexagonal AlB_2 crystal structure, (b): a 192 atoms $Al_{0.5}Ti_{0.5}B_2$ SQS supercell, and (c): the layered ordered configuration found to be the lowest energy structure for, among other systems, $ScVB_4$. Boron atoms are shown in green, while metal atoms are shown in grey (Ti), black (Al), white (V), and dark red (Sc).

References

- Nagamatsu, J., Nakagawa, N., Muranaka, T., Zenitani, Y. & Akimutsu, J. Superconductivity at 39 K in magnesium diboride. *Nature* **410**, 63 (2001).
- Buzea, C. & Yamashita, T. Review of the superconducting properties of MgB_2 . *Supercond. Sci. Tech.* **14**, R115 (2001).
- Wang, X. M. The formation of AlB_2 in an Al-B master alloy. *J. Alloy. Compd.* **403**, 283 (2005).
- Fahrenholtz, W. G., Hilmas, G. E., Talmy, I. G. & Zaykoski, J. A. Refractory Diborides of Zirconium and Hafnium. *J. Am. Ceram. Soc.* **90**, 1347 (2007).
- Passarone, A., Valenza, F. & Muolo, M. L. A review of transition metal diborides: from wettability studies to joining. *J. Mater. Sci.* **47**, 8275 (2012).
- Berger, M., Karlsson, L., Larsson, M. & Hogmark, S. Low stress TiB_2 coatings with improved tribological properties. *Thin Solid Films* **401**, 179 (2001).
- Kalfagiannis, N., Volonakis, G., Tsetseris, L. & Logothetidis, S. Excess of boron in TiB_2 superhard thin films: a combined experimental and *ab initio* study. *J. Phys. D Appl. Phys.* **44**, 385402 (2011).
- Fahrenholtz, W. G. & Hilmas, G. E. Oxidation of ultra-high temperature transition metal diboride ceramics. *Int. Mater. Rev.* **57**, 61 (2012).
- Kölpin, H., Music, D., Henkelman, G. & Schneider, J. M. Phase stability and elastic properties of $XMgB_{14}$ studied by *ab initio* calculations ($X=Al, Ge, Si, C, Mg, Sc, Ti, V, Zr, Nb, Ta, Hf$). *Phys. Rev. B* **78**, 054122 (2008).
- Emmerlich, J., Thieme, N., Baben, M., Music, D. & Schneider, J. M. Stability, elastic properties and fracture toughness of $Al_{0.75}X_{0.75}B_{14}$ ($X=Sc, Ti, V, Cr, Y, Zr, Nb, Mo$) investigated using *ab initio* calculations. *J. Phys.-Condens. Mat.* **25**, 335501 (2013).
- Madtha, S., Lee, C. & Chandran, K. S. R. Physical and mechanical properties of nanostructured titanium boride (TiB) ceramic. *J. Am. Ceram. Soc.* **91**, 1319 (2008).
- Trinkle, D. R. Lattice and elastic constants of titanium-niobium monoborides containing aluminum and vanadium. *Scripta Mater.* **56**, 273 (2007).
- Knotek, O., Löffler, F., Böhmer, M., Breidenbach, R. & Stössel, C. Ceramic cathodes for arc-physical vapour deposition: development and application. *Surf. Coat. Tech.* **49**, 263 (1991).
- Mitterer, C. Borides in thin film technology. *J. Solid State Chem.* **133**, 279 (1997).
- Rebholz, C., Leyland, A., Schneider, J. M., Voevodin, A. A. & Matthews, A. Structure, hardness and mechanical properties of magnetron-sputtered titanium-aluminium boride films. *Surf. Coat. Tech.* **120-121**, 412 (1999).
- Mayrhofer, P. H., Mitterer, C., Wen, J. G., Greene, J. E. & Petrov, I. Self-organized nanocolumnar structure in superhard TiB_2 thin films. *Appl. Phys. Lett.* **86**, 131909 (2005).
- Nedfors, N. *et al.* Superhard NbB_{2-x} thin films deposited by dc magnetron sputtering. *Surf. Coat. Tech.* **257**, 295 (2014).
- Tengdelius, L. *et al.* Magnetron sputtering of epitaxial ZrB_2 thin films on 4H-SiC(0001) and Si(111). *Phys. Status Solidi. A* **211**, 636 (2014).
- Tengdelius, L. *et al.* Direct current magnetron sputtered ZrB_2 thin films on 4H-SiC(0001) and Si(100). *Thin Solid Films* **555**, 285 (2014).
- Samuelsson, M., Jensen, J., Helmersson, U., Hultman, L. & Högberg, H. ZrB_2 thin films grown by high power impulse magnetron sputtering from a compound target. *Thin Solid Films* **526**, 163 (2012).
- Fager, H., Andersson, J. M., Jensen, J., Lu, J. & Hultman, L. Thermal stability and mechanical properties of amorphous coatings in the Ti-B-Si-Al-N system grown by cathodic arc evaporation from TiB_2 , $Ti_{33}Al_{67}$, and $Ti_{85}Si_{15}$ cathodes. *J. Vac. Sci. Technol. A* **32**, 061508 (2014).
- Mayrhofer, P. H. *et al.* Self-organized nanostructures in the Ti-Al-N system. *Appl. Phys. Lett.* **83**, 2049 (2003).
- Alling, B., Karimi, A., Hultman, L. & Abrikosov, I. A. First-principles study of the effect of nitrogen vacancies on the decomposition pattern in cubic $Ti_{1-x}Al_xN_{1-y}$. *Appl. Phys. Lett.* **92**, 071903 (2008).
- Ringer, S. & Hono, K. Microstructural evolution and age hardening in aluminium alloys: Atom probe field-ion microscopy and transmission electron microscopy studies. *Mater. Charact.* **44**, 101 (2000).
- Zhang, H. L., Han, Y. F., Wang, J., Dai, Y. B. & Sun, B. D. An *ab initio* molecular dynamics study on the structural and electronic properties of AlB_2 , TiB_2 and $(Al_xTi_{1-x})B_2$ in Al-Ti-B master alloys. *J. Alloy. Compd.* **585**, 529 (2014).

26. Vajeeston, P., Ravindran, P., Ravi, C. & Asokamani, R. Electronic structure, bonding, and ground-state properties of AlB_2 -type transition-metal diborides. *Phys. Rev. B* **63**, 045115 (2001).
27. Ivanovskii, A. L. Mechanical and electronic properties of diborides of transition 3d–5d metals from first principles: Toward search of novel ultra-incompressible and superhard materials. *Prog. Mater. Sci.* **57**, 184 (2012).
28. Wagner, F. R., Baranov, A. I. & Kohout, Y. G. M. A Position-Space View on Chemical Bonding in Metal Diborides with AlB_2 Type of Crystal Structure. *Z. Anorg. Allg. Chem.* **639**, 2025 (2013).
29. Lind, H., Tasnádi, F. & Abrikosov, I. A. Systematic theoretical search for alloys with increased thermal stability for advanced hard coatings applications. *New J. Phys.* **15**, 095010 (2013).
30. Kerdsonpanya, S., Alling, B. & Eklund, P. Phase stability of ScN-based solid solutions for thermoelectric applications from first-principles calculations. *J. Appl. Phys.* **114**, 073512 (2013).
31. Schmidt, H., Borchardt, G., Weber, S. & Scherrer, H. Diffusion in Transition Metal Diborides - An Overview. *Defect. Diffus. Forum* **263**, 219 (2007).
32. Alling, B. *et al.* Mixing and decomposition thermodynamics of c- $Ti_{1-x}Al_xN$ from first-principles calculations. *Phys. Rev. B* **75**, 045123 (2007).
33. Alling, B., Karimi, A. & Abrikosov, I. A. Electronic origin of the isostructural decomposition in cubic $M_{1-x}Al_xN$ ($M=Ti, Cr, Sc, Hf$): A first-principles study. *Surf. Coat. Tech.* **203**, 883–886 (2008).
34. Materials Science International Team MSIT, Anatoly Bondar. *Al-B-Ti (Aluminium - Boron - Titanium)*, vol. 11A1: Light Metal Systems (Materials Science International Services GmbH, Stuttgart, Germany, 2004).
35. Xu, X. *et al.* The thermodynamic, electronic and elastic properties of the early-transition-metal diborides with AlB_2 -type structure: A density functional theory study. *J. Alloy Compd.* **607**, 198 (2014).
36. Blöchl, P. E. Projector augmented-wave method. *Phys. Rev. B* **50**, 17953 (1994).
37. Kresse, G. & Furthmüller, J. Efficient iterative schemes for *ab initio* total-energy calculations using a plane-wave basis set. *Phys. Rev. B* **54**, 11169 (1996).
38. Kresse, G. & Joubert, D. From ultrasoft pseudopotentials to the projector augmented-wave method. *Phys. Rev. B* **59**, 1758 (1999).
39. Perdew, J. P., Burke, K. & Ernzerhof, M. Generalized gradient approximation made simple. *Phys. Rev. Lett.* **77**, 3865 (1996).
40. Zunger, A., Wei, S. H., Ferreira, L. G. & Bernard, J. E. Special quasirandom structures. *Phys. Rev. Lett.* **65**, 353 (1990).
41. Hanson, B., Jmol: an open-source Java viewer for chemical structures in 3D. <http://www.jmol.org/>. (2012) Date of access:13/02/2015

Acknowledgments

Financial support from the Swedish Research Council (VR) is acknowledged by B.A., Grant No. 621-2011-4417, and R.A., grant No. 621-2011-4249. H.H. acknowledges the Swedish Government Strategic Research Area in Materials Science on Functional Materials at Linköping University (Faculty Grant SFO-Mat-LiU No. 2009-00971) for financial support. L.H. acknowledges the Knut and Alice Wallenberg Foundation for a Wallenberg Scholar Grant. JR acknowledges funding from ERC under Grant agreement no [258509]. The simulations were carried out using supercomputer resources provided by the Swedish National Infrastructure for Computing (SNIC) carried out at the National Supercomputer Centre (NSC) and the Center for high performance computing (PDC).

Author Contributions

B.A. initiated the project. B.A. carried out the calculations. B.A., H.H., R.A., J.R. and L.H. contributed in the discussion and interpretation of the results. B.A. wrote the manuscript with input from H.H., R.A., J.R. and L.H.

Additional Information

Competing financial interests: The authors declare no competing financial interests.

How to cite this article: Alling, B. *et al.* A theoretical investigation of mixing thermodynamics, age-hardening potential, and electronic structure of ternary $M_{1-x}M_x^2B_2$ alloys with AlB_2 type structure. *Sci. Rep.* **5**, 9888; doi: 10.1038/srep09888 (2015).



This work is licensed under a Creative Commons Attribution 4.0 International License. The images or other third party material in this article are included in the article's Creative Commons license, unless indicated otherwise in the credit line; if the material is not included under the Creative Commons license, users will need to obtain permission from the license holder to reproduce the material. To view a copy of this license, visit <http://creativecommons.org/licenses/by/4.0/>